



# ENERGY STORAGE BATTERY - GEL LONG LIFE SERIES

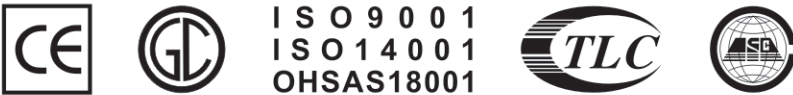
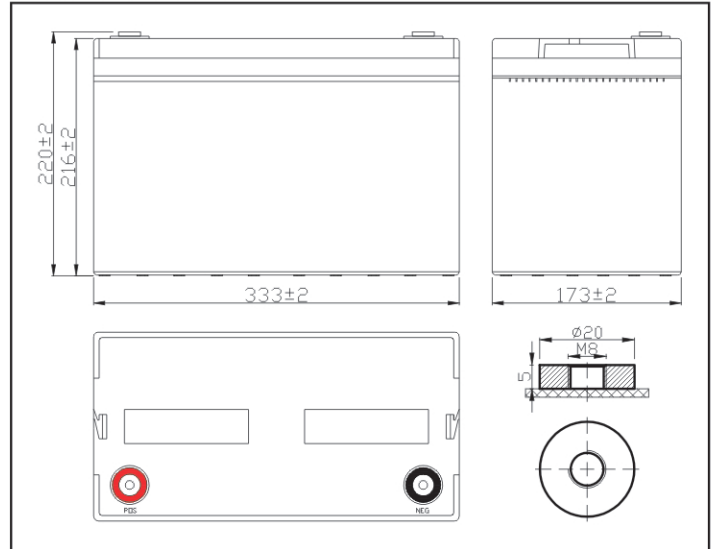
**MODEL: OT100-12L(GEL)**

**NO.: 302020001-00030**



## Plane Chart:

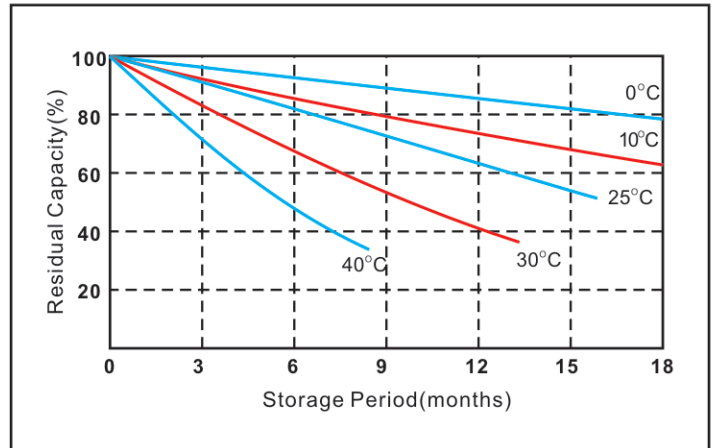
Unit:(mm) Terminal type:(T3)



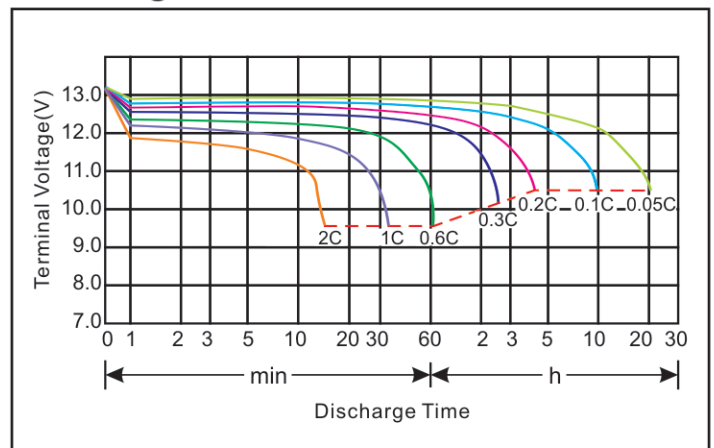
## Parameter Chart:

Volts		12V	
Capacity(25°C)	10 hours rate (10A)	100Ah	
Discharge Current Testing (25°C)	1 hours rate (55A)	60Ah	
	3 hours rate (25A)	80Ah	
Internal Resistance	Full Charged Battery 25°C	4mΩ	
Capacity Affected By Temperature	40°C	104%	
	25°C	100%	
	0°C	83%	
	-15°C	65%	
Residual Capacity (25°C)	Capacity After 3 Months Storage	91%	
	Capacity After 6 Months Storage	82%	
	Capacity After 12 Months Storage	65%	
Charge (Constant Voltage)	Cycle (25°C)	Initial Charging Current Less Than 30A Voltage 14.5~14.9V	
	Float (25°C)	Charge Voltage 13.6~13.8V	
Weight (Approx)		32.5Kg	

## Residual Capacity



## Discharge Current 25°C



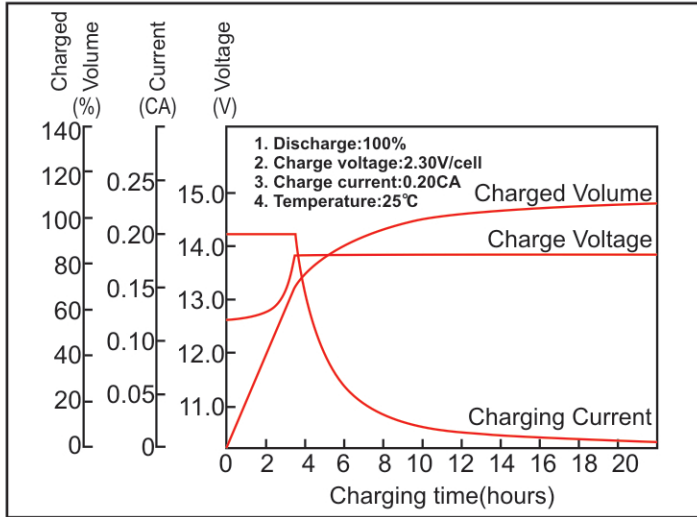
★The above are average and data obtained from the first 3 charge/discharge cycles. These are not minimum values.



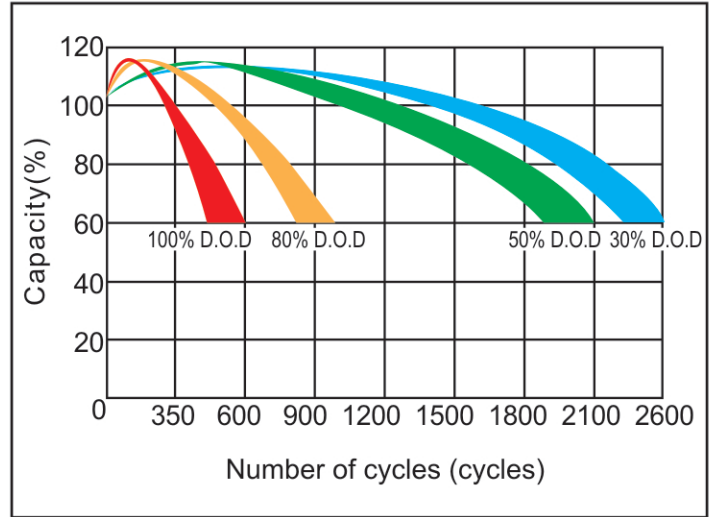
**MODEL: OT100-12L(GEL)**

**NO.: 302020001-00030**

**Constant voltage charging characteristics**



**Cycle service life in relation to the depth of discharge**



**Constant Current Discharge Characteristics (A, 25°C)**

F.V/Time	10min	15min	30min	60min	2h	3h	5h	8h	10h	20h
9.60V	220.2	175.2	108.1	65.1	36.5	26.4	18.5	12.2	10.3	5.4
10.2V	209.2	168.2	104.1	62.5	36.0	26.0	18.2	12.1	10.2	5.4
10.5V	203.2	164.2	101.1	61.2	35.7	25.8	18.0	12.1	10.1	5.3
10.8V	196.2	160.2	98.9	59.4	35.3	25.5	17.8	12.0	10.0	5.3

**Constant Power Discharge Characteristics (Watt, 25°C)**

F.V/Time	10min	15min	30min	60min	2h	3h	5h	8h	10h	20h
9.60V	2378.4	1923.9	1213.2	741.7	423.4	310.3	219.2	146.1	123.1	64.3
10.2V	2259.3	1846.8	1168.2	711.7	417.4	306.3	215.2	145.1	122.1	64.3
10.5V	2194.2	1801.8	1158.2	707.7	413.4	303.3	212.2	145.1	121.1	64.1
10.8V	2119.1	1758.8	1110.1	676.7	409.4	300.3	210.2	144.1	119.1	63.7

**Capacity Factors With Different Temperature**

Battery Type		-20°C	-10°C	0°C	5°C	10°C	20°C	25°C	30°C	40°C	45°C
GEL Battery	12V	50%	70%	83%	85%	90%	98%	100%	102%	104%	105%

★The above are average and data obtained from the first 3 charge/discharge cycles. These are not minimum values.



**ZHANGZHOU HUAWEI POWER SUPPLY TECHNOLOGY CO.,LTD.**

Add:Industrial District of Lieyu Town, Yunxiao County, Zhangzhou-363300,Fujian, China  
Tel:+86-596-8991888 E-mail:huawei-battery@vip.163.com Http://www.huawei-battery.com